

M/s. Bombay Stock Exchange Limited,
Phiroze Jheejeebhoy Towers,
Dalal Street,
Mumbai- 400 001

November 14, 2025

Dear Sir,

Sub: Outcome of the Board Meeting
Scrip Code:531821


The Board of Directors of the Company in their meeting held on November 14, 2025 has considered and approved Unaudited financial results of the Company for the second quarter ended September 30, 2025. The meeting commenced at 6:45 PM and concluded at 8.45 PM.

Pursuant to Regulation 33 of the SEBI (Listing Obligation & Disclosure Requirements) Regulations, 2015, we are enclosing herewith the Unaudited financial results for the second quarter ended September 30, 2025 along with copy of Limited Review Report issued by statutory auditors of the Company.

Kindly take the same on records.

Thanking you,

For Munoth Financial Services Limited



A G Nandini

Company Secretary



MUNOTH FINANCIAL SERVICES LIMITED (CIN: L65991TN1990PLC019836)

**Regd. Office: Suite No. 46 & 47, Munoth Centre, 3rd floor,
343, Triplicane High Road, Chennai - 600 005**

UNAUDITED FINANCIAL RESULTS FOR THE SECOND QUARTER AND SIX MONTHS ENDED 30.09.2025

		STANDALONE (RS IN LACS)					
Sr. No.	Particulars	3 months ended 30/09/2025 (Unaudited)	3 months ended 30/06/2025 (Unaudited)	Previous 3 months ended 30/09/2024 (Unaudited)	6 months ended 30/09/2025 (Unaudited)	Corresponding 6 months ended in the previous year 30/09/2024 (Unaudited)	Year ended 31/03/2025 (Audited)
	Income						
I	Revenue from operations	21.04	14.96	19.50	36.00	33.22	57.11
II a.	Other Income	0.00	0.00	0.07	0.00	0.07	1.15
b.	Gain on Fair value of Investments	0.00	0.02	26.58	0.00	26.61	0.00
III	Total Revenue	21.04	14.98	46.15	36.00	59.90	58.26
IV	Expenses						
	Purchase of stock in trade	0.00	0.00	0.00	0.00	0.00	0.00
	Cost of material consumed	0.00	0.00	0.00	0.00	0.00	0.00
	Increase/ Decrease in stock in trade and WIP	0.00	0.00	0.00	0.00	0.00	0.00
	Impairment of financial instruments						0.29
	Employee Benefit Expenses	5.09	8.43	9.31	13.52	18.22	37.93
	Depreciation and amortisation Expenses	0.12	0.18	0.42	0.30	0.63	1.09
	Finance Cost	0.16	0.02	0.00	0.18	0	0.01
	Other Expenses	9.89	13.98	16.96	23.87	25.53	44.17
	Loss on Fair Value of Investments	7.13	0.00	0.00	7.11	0.00	2.15
	Total	22.39	22.61	26.69	44.98	44.38	85.64
V	Profit /(Loss) from Ordinary activities before exceptional items and tax (III-IV)	(1.35)	(7.63)	19.47	(8.98)	15.52	(27.38)
VI	Exceptional items	0.00	0.00	0.00	0.00	0.00	0.00
VII	Profit /(Loss) from Ordinary activities before tax (V-VI)	(1.35)	(7.63)	19.47	(8.98)	15.52	(27.38)
VIII	Tax Expenses	0.00	0.00	0.00	0.00	0.00	0.00
	Current Tax	0.00	0.00	0.00	0.00	0.00	9.72
	Deferred tax	0.00	0.00	0.00	0.00	0.00	-1.07
IX	Net Profit/(Loss) for the period after tax (VII-VIII)	(1.35)	(7.63)	19.47	(8.98)	15.52	(36.03)
X	Other Comprehensive Income (OCI)						
	A.Items that will not be reclassified to profit or loss	0.00	0.00	0.00	0.00	0.00	0.00
	(i).Remeasurement gain/(loss) on the Defined Benefit Plans	0.00	0.00	0.00	0.00	0.00	4.35
	(ii).Gain / (Loss) on measuring equity instruments at Fair Value through other comprehensive income (FVTOCI)	0.00	0.00	0.00	0.00	0.00	15.64
	B. (ii) Items that will be reclassified to profit or loss	0.00	0.00	0.00	0.00	0.00	0.00
XI	Total Comprehensive Income (IX+X)	(1.35)	(7.63)	19.47	(8.98)	15.52	(16.04)
XII	Paid-up equity share capital Face Value of Rs.10/- each)	513.53	513.53	513.53	513.53	513.53	513.53
XIII	Reserves excluding Revaluation Reserves						184.70
XIV	Earnings Per Share (EPS) of Rs. 10/- each (Basic & Diluted)						
	Basic	(0.03)	(0.15)	0.38	(0.17)	0.30	(0.70)
A	Diluted	(0.03)	(0.15)	0.38	(0.17)	0.30	(0.70)

Date: 14/11/2025
Place: Chennai



for Munoth Financial Services Limited

Jaswant Munoth
Managing Director


NOTES

1. The above Un-audited results have been reviewed and recommended by the audit committee in the meeting held on November 14, 2025 and approved by the Board of Directors in their meeting held on November 14, 2025.
2. This statement has been prepared in accordance with Company's (Indian Accounting Standards) Rules, 2015(IND-AS), Prescribed under section 133 of the Companies Act, 2013 and the recognised accounting practices and policies to the extent applicable. Beginning April 1, 2017 the company has for the 1st time adopted Ind-AS.
3. Segment wise reporting is not applicable as the Company operates in a single segment. Viz. Capital Market
4. During the period July 2025- September 2025 the company has not received any compliant from shareholders/Investors.
5. Previous years figures have been regrouped/rearranged wherever necessary.
6. The unaudited statement of cash flow and balance sheet is enclosed as Annexure
7. The above unaudited results are available in stock exchange website www.bseindia.com and website www.munothfinancial.com
8. Additional Disclosure pursuant to Regulation 52 of SEBI(LODR) Regulations, as applicable

Ratios	Quarter ended 30/09/2025	Quarter ended 30/09/2024	Financial year 2024- 2025
Debt Equity Ratio	0.05	0.06	0.05
Debt Service Coverage Ratio	(0.19)	1.44	(2.23)
Networth in thousands	102102.00	111773.74	105799.23
Net profit/ (Loss) in thousands	(898.00)	7501.19	(3602.96)
Earnings per share	(0.17)	1.46	(0.70)
Current Ratio	0.70	0.43	0.65
Debtors Turnover	0.35	1.77	0.36
Net Profit Margin (%)	(0.25)	2.80	(0.63)

Date: 14/11/2025
Place: Chennai

for Munoth Financial Services Limited



7 - - - +
Jaswant Munoth
Managing Director

Statement of Assets and Liabilities

Munoth Financial Services Limited

CIN: L65991TN1990PLC019836

Regd Office: Munoth Centre, Suite No.46 & 47, IIIrd Floor,
343, Triplicane High Road, Chennai-600 005 (Rs in Lacs)

	Half year ended 30th September 2025 (Unaudited)	Half year ended 30th September 2024 (Unaudited)	Year ended 31st March 2025 (Audited)
Assets			
1 Non-current assets			
Property, plant and equipment	397.62	398.29	397.88
Capital work-in-progress	-	-	-
Investment property	-	-	-
Goodwill	-	-	-
Other intangible assets	0.03	0.03	0.03
Intangible assets under development	-	-	-
Biological assets other than bearer plants	-	-	-
Investments accounted for using equity method	-	-	-
Non-current financial assets	-	-	-
Non-current investments	562.11	640.01	608.14
Trade receivables, non-current	-	-	-
Loans, non-current	-	-	-
Other non-current financial assets	134.70	170.70	119.70
Total non-current financial assets	696.81	810.71	727.84
Deferred tax assets (net)	2.31	6.80	0.00
Other non-current assets	2.61	21.81	2.61
Total non-current assets	1099.38	1237.64	1128.36
2 Current assets			
Inventories	-	-	-
Current financial asset	-	-	-
Current investments	-	-	-
Trade receivables, current	108.53	11.36	97.33
Cash and cash equivalents	37.55	4.68	7.02
Bank balance other than cash and cash equivalents	-	-	-
Loans, current	-	-	-
Other current financial assets	0.00	0.29	0
Total current financial assets	146.08	16.33	104.35
Current tax assets (net)	0.00	0.43	0.17
Other current assets	12.27	134.64	11.89
Total current assets	158.35	151.40	116.41
3 Non-current assets classified as held for sale	-	-	-
4 Regulatory deferral account debit balances and related deferred tax Assets	-	-	-
Total assets	1257.73	1389.04	1244.77

Place: Chennai

Date: 14/11/2025

for Munoth Financial Services Limited




Jaswant Munoth
Managing Director

Equity and liabilities		Half year ended 30th September 2025 (Unaudited)	Half year ended 30th September 2024 (Unaudited)	(Rs. In Lacs) Year ended 31st March 2025 (Audited)
1	Equity			
	Equity attributable to owners of parent			
	Equity share capital	513.53	513.53	513.53
	Other equity	507.49	576.02	544.46
	Total equity attributable to owners of parent	-	-	-
	Non controlling interest	-	-	-
	Total equity	1021.02	1089.55	1057.99
2	Liabilities			
	Non-current liabilities	-	-	-
	Non-current financial liabilities	-	-	-
	Borrowings, non-current	0.00	0.00	0.00
	Trade payables, non-current	-	-	-
	Other non-current financial liabilities	-	-	-
	Total non-current financial liabilities	0.00	0.00	0.00
	Provisions, non-current	9.98	8.83	4.99
	Deferred tax liabilities (net)	0.00	-	3.07
	Deferred government grants, Non-current	-	-	-
	Other non-current liabilities	-	-	-
	Total non-current liabilities	9.98	8.83	8.06
	Current liabilities			
	Current financial liabilities	-	-	-
	Borrowings, current	47.66	62.32	48.06
	Trade payables, current	171.61	195.47	102.26
	Other current financial liabilities	4.08	27.82	23.89
	Total current financial liabilities	223.35	285.61	174.21
	Other current liabilities	3.38	4.04	3.36
	Provisions, current		1.02	1.15
	Current tax liabilities (Net)	0.00	0.00	0.00
	Deferred government grants, Current	-	-	-
	Total current liabilities	226.73	290.67	178.72
3	Liabilities directly associated with assets in disposal group classified as held for sale	-	-	-
4	Regulatory deferral account credit balances and related deferred tax liability	-	-	-
	Total liabilities	236.71	299.50	186.78
	Total equity and liabilities	1257.73	1389.04	1244.77

Place: Chennai
Date: 14/11/2025



for Munoth Financial Services Limited


Jaswant Munoth
Managing Director

Munoth Financial Services Limited
CIN: L65991TN1990PLC019836
Regd Office: Munoth Centre, Suite No.46 & 47, IIIrd Floor,
343, Triplicane High Road, Chennai-600 005

CASH FLOW STATEMENT

CASH FLOW STATEMENT		STANDALONE (Rs in lacs)		
I	PARTICULARS	Half year ended 30th September 2025 (Unaudited)	Half year ended 30th September 2024 (Unaudited)	Year ended 31st March 2025 (Audited)
	(Format of Cash flow- General- As used by auditors for auditing the year ending financials)			
	Cash flows from operating activities			
	Profit from Continuing Operations	(8.98)	15.52	(36.02)
	Adjustments for:			
	Other Comprehensive Income	-	-	-
	Depreciation	0.30	(0.18)	1.09
	Adjustment for prior period errors-transfer to reserves(Income)	-	-	-
	Deferred Tax Asset	-	-	(1.07)
	Dividend Income	-	(0.01)	(0.20)
	(Profit)/ Loss on sale of Fixed Assets	-	-	-
	Fixed Asset Written off	-	-	-
	Investment written off	-	-	-
	Provision for gratuity	-	-	1.96
	Provision for bonus	-	-	0.14
	Trade Payables Written back	-	-	(0.92)
	Trade Receivables Written off	-	(0.06)	0.29
	(Profit)/ Loss on sale of Investments	-	-	-
	Loss/ (Gain) on fair value of Investments	7.11	(26.61)	2.16
	Impairment of Financial Instruments	-	-	0.28
	Interest Income	-	-	(0.02)
	Income tax refund written off	-	-	9.72
	Operating profit before working capital changes	(1.57)	(11.34)	(22.59)
	Changes in Operating assets/ liabilities: -			
	Adjustments for (increase)/ decrease in operating assets			
	Decrease/(increase) in Trade Receivables	(11.20)	205.55	119.01
	Decrease/(increase) in Other Financial Assets	(15.00)	(40.20)	11.08
	Decrease/(increase) in Other Current Assets	0.54	(123.27)	(0.31)
	Decrease/(increase) in Security Deposits	-	-	-
	Decrease/(increase) in Tax Assets	0.17	-	-
	Decrease/(increase) in Other Non Current Assets	-	(5.35)	8.35
	Adjustments for Increase/ (Decrease) in operating liabilities	(2.31)		
	(Decrease)/increase in Long Term Borrowings	-	-	-
	(Decrease)/increase in other current liabilities	0.02	0.84	0.17
	(Decrease)/increase in Short Term provisions	4.99	-	-
	(Decrease)/increase in Trade Payables	69.35	(36.88)	(129.17)
	(Decrease)/increase in Other Financial Liabilities	(19.81)	7.60	3.67
	(Decrease)/increase in Short Term borrowings	(1.15)	-	-
	(Decrease)/increase in deferred tax liability	(3.07)	-	-
	Cash generated from operations	20.96	(3.04)	(9.79)
	Provision for Income Tax	-		-
	Net cash from operating activities (A)	20.96	(3.04)	(9.79)

for Munoth Financial Services Limited



Jaswant Munoth
Managing Director

II	Cash flow from investing activities			
	Proceeds from Sale of Quoted Investments			-
	Sale of Fixed Assets	-	-	-
	Purchase of Fixed Assets	(0.03)		(0.06)
	Purchase of Mutual Funds	-	-	-
	Interest Received	-		0.02
	Proceed from Redemption of Preference Shares	-	-	-
	Proceed from Sale of Unquoted Shares	10.00	-	24.00
	Dividend Receipts	-	0.01	0.21
	Net cash used in investing activities (B)	9.97	0.01	24.17
III	Cash flow from financing activities			
	Repayment of Car Loan	-	-	-
	Loan taken / (Repayment of Loan)	(0.40)	2.00	(12.26)
	Net cash (used)/generated in financing activities (C)	(0.40)	2.00	(12.26)
		30.53	(1.03)	2.12
	Cash and Cash Equivalents at the beginning of the year	7.02	4.90	4.90
	Less: Decrease in Cash and Cash Equivalents which are existed from more than 3 Months	-	-	-
	Cash and Cash Equivalents at the end of the year	37.55	3.87	7.02
	Reconciliation of Cash and Cash Equivalents with the Balance Sheet			
	Cash and Cash Equivalents as per the Balance Sheet		4.68	4.90
	Less: Bank Balance not considered as Cash and Cash Equivalents			
	Net Cash and Cash Equivalents	-	4.68	4.90
	Components of Cash and Cash Equivalents			
	Cash in Hand	2.80	1.45	2.27
	Balances with Scheduled Banks			
	- Current Account	34.75	3.22	4.75
	Closing Cash and Cash Equivalence	37.55	4.68	7.02

for Munoth Financial Services Limited

Place: Chennai
Date: 14/11/2025



[Signature]
Jaswant Munoth
Managing Director

Independent Auditor's Review Report on the Quarterly and Year to Date Unaudited Financial Results of Munoth Financial Services Limited Pursuant to the Regulation 33 of the SEBI (Listing Obligations and Disclosure Requirements) Regulations, 2015, as amended

Review Report to

The Board of Directors,

Munoth Financial Services Limited

1. We have reviewed the accompanying statement of Unaudited Financial Results of Munoth Financial Services Limited (the "company" or "MFSL") for the quarter and six months period ended September 30, 2025 (the "Statement") attached herewith, being submitted by the Company pursuant to the requirements of Regulation 33 of the SEBI (Listing Obligations and Disclosure Requirements) Regulations, 2015, as amended (the "Listing Regulations").

2. This Statement, which is the responsibility of the Company's Management and approved by the Company's Board of Directors in their meeting held on November 14, 2025, has been prepared in accordance with the recognition and measurement principles laid down in Indian Accounting Standard 34, (IND AS 34) "Interim Financial Reporting" prescribed under Section 133 of the Companies act, 2013 as amended , read with relevant rules issued thereunder and other accounting principles generally accepted in India and in compliance with Regulations. Our responsibility is to express a conclusion on the statement based on our review.

3. We conducted our review of the Statement in accordance with the Standard on Review Engagements (SRE) 2410, "Review of Interim Financial Information performed by the Independent Auditor of the Entity" issued by the Institute of Chartered Accountants of India. This standard requires that we plan and perform the review to obtain moderate assurance as to whether the statement is free of material misstatement. A review of interim financial information consists of making inquiries, primarily of persons responsible for financial and accounting matters, and applying analytical and other review procedures. A review is substantially less in scope than an audit conducted in accordance with standards on Auditing and consequently does not enable us to obtain assurance that we would become aware of all significant matters that might be identified in an audit. Accordingly we don express an audit opinion.

4. Based on our review conducted as above, nothing has come to our attention that causes us to believe that the accompanying Statement, prepared in accordance with the recognition and measurement principles laid down in the aforesaid Indian Accounting standards ("Ind AS") specified under Section 133 of the Companies Act, 2013 as amended, read with relevant rules issued thereunder and other accounting principles generally accepted in India, has not disclosed the information required to be disclosed in terms of the Listing Regulations, including the manner in which it is to be disclosed, or that it contains any material misstatement.

Place: Chennai
Date: 14.11.2025

For Kumbhat and Co LLP
Chartered Accountants
Firm No:001609S/S000162

Chandra
Moulee
Eswaran.M.V
M V Chandramouleeswaran
(Partner)

Digitally signed by
Chandra Moulee
Eswaran.M.V
Date: 2025.11.14
19:10:17 +05'30'

Membership No. 202629
UDIN:25202629BMIHUW1108